


# 1. Tap I'm a Student



Seesaw

I'm a Teacher

 I'm a Student 

[Families, get the Seesaw Family app!](#)

[Terms of Service](#) and [Privacy Policy](#)

Enter your home learning code here

TEXT CODE

Go



Scan Code

When your child logs in they will be greeted by this screen.

Activities available will appear here...

If your child's teacher has sent a message to the class you will find it here.

Activities

**English Warm Up - Noun vs Verb**  
Looking at the sentences in the picture attached.  
Decide if the target word in bold is being used as a noun or a verb.  
Using the text tool to add the word Verb or Noun in the answer box.

0 Responses, 0 Waiting for Approval, 0 Drafts, 1 Not Responded [+ Add Response](#)

Assigned on Jun 9 at 02:02 PM  
Assigned to 1 Student in Year 6 Home Learning  
Template attached

**Cracked - Short story exercise**  
Have a look at the picture.  
Read the short story starter.  
Using the pen tool, underline examples of Personification and Metaphor in the text.  
Now that you have found examples. Continue the story to create your own short story. Try to come up with your own personification and metaphors to add description.

0 Responses, 0 Waiting for Approval, 0 Drafts, 1 Not Responded [+ Add Response](#)

Assigned on Jun 9 at 02:01 PM  
Assigned to 1 Student in Year 6 Home Learning  
Template attached

Y6

# Year 6 Home Learning

Student

Journal Activities **Inbox** 1

Waiting for Response

Class Activities

You can also check here for further activities

**Vocabulary Ninja**  
**Noun Vs. Verb**

MINUTE TIP: Nouns might have a characteristic or adjective before a reference word might be preceded by a pronoun or it.

Target Word	Decide if the target word is being used as a noun or a verb.	Word Class
surfboard	They needed to surfboard before being used in cars.	
scale	The children used the scale on the map.	
battle	I battle with fractions everyday at school.	
grin	The grin on his face could not be forgotten.	
flower	We worked patiently to watch it flower in the sun.	
quiz	We should all take part in the quiz tomorrow night.	

### English Warm Up - Noun vs Verb

Looking at the sentences in the picture attached.

Decide if the target word in bold is being used as a noun or a verb.

Using the text tool to add the word Verb or Noun in the answer box.

0 Responses, 0 Waiting for Approval, 0 Drafts, 1 Not Responded



Assigned on Jun 9 at 02:02 PM

Assigned to 1 Student in Year 6 Home Learning

Template attached



**Cracked - Short story exercise**

Have a look at the picture.

Read the short story starter.

Using the pen tool, underline examples of Personification and Metaphor in the text.

Now that you have found examples. Continue the story to create your own short story. Try to come up with your own personification and metaphors to add description.

**Story Starter**  
She had been standing there for hours, unshackled by ice. As the sun approached, heat over the distant mountains on the horizon, an orange and yellow hue filled the sky. The warmth of the sun was a gesture of kindness to her frozen hands, which she clasped together in front of her trembling body. It was then that she heard it... Could it have been the world in front of her was breaking in two...

**Sentence Challenge**  
Personification is when we give human characteristics to something that is non-human.  
A metaphor is a figure of speech where we compare one thing to another by saying it is that thing.  
Can you find examples of these in the story starter?  
Can you have a go at using personification and a metaphor in a short story of your own?

### Cracked - Short story exercise

Have a look at the picture.

Read the short story starter.

Using the pen tool, underline examples of Personification and Metaphor in the text.

Now that you have found examples. Continue the story to create your own short story. Try to come up with your own personification and metaphors to add description.

0 Responses, 0 Waiting for Approval, 0 Drafts, 1 Not Responded



Assigned on Jun 9 at 02:01 PM

Assigned to 1 Student in Year 6 Home Learning

Template attached

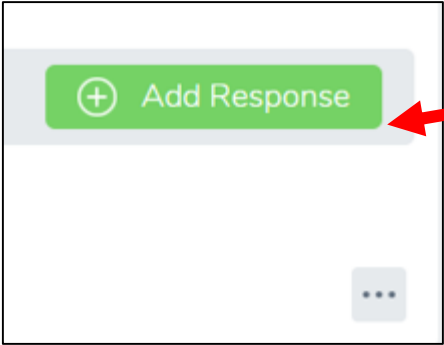


When the children log in the activities will be visible like this.

To work on the activity your child will need to tap/click this button.

Each activity will have instructions on how to complete them here.

As well as a template of the format they will complete the task on.



To respond to the work children tap/click this green square. They will then get a new page similar to the one below.

View Instructions Draft ✓

# Vocabulary Ninja

## Noun Vs. Verb

***NINJA TIP:** Nouns might have a determiner or adjective before it. Whereas verbs might be preceded by a pronoun or to.*

Target Word	Decide if the target word is being used as a noun or a verb.	Word Class
outlaw	They needed to <b>outlaw</b> phones being used in cars.	
scale	The children used the <b>scale</b> on the map.	
battle	I <b>battle</b> with fractions everyday at school.	
grin	The <b>grin</b> on his face could not be forgotten.	
flower	We waited patiently to watch it <b>flower</b> in the sun.	
quiz	We should all take part in the <b>quiz</b> tomorrow night.	

Tools: T, Eraser, Camera, ...

Color palette and Add Page button.

Depending on the task, whether English or maths, the way in which it is recorded could be different.

When tapping this they might be given a notepad or clear page to complete the task, like the images below



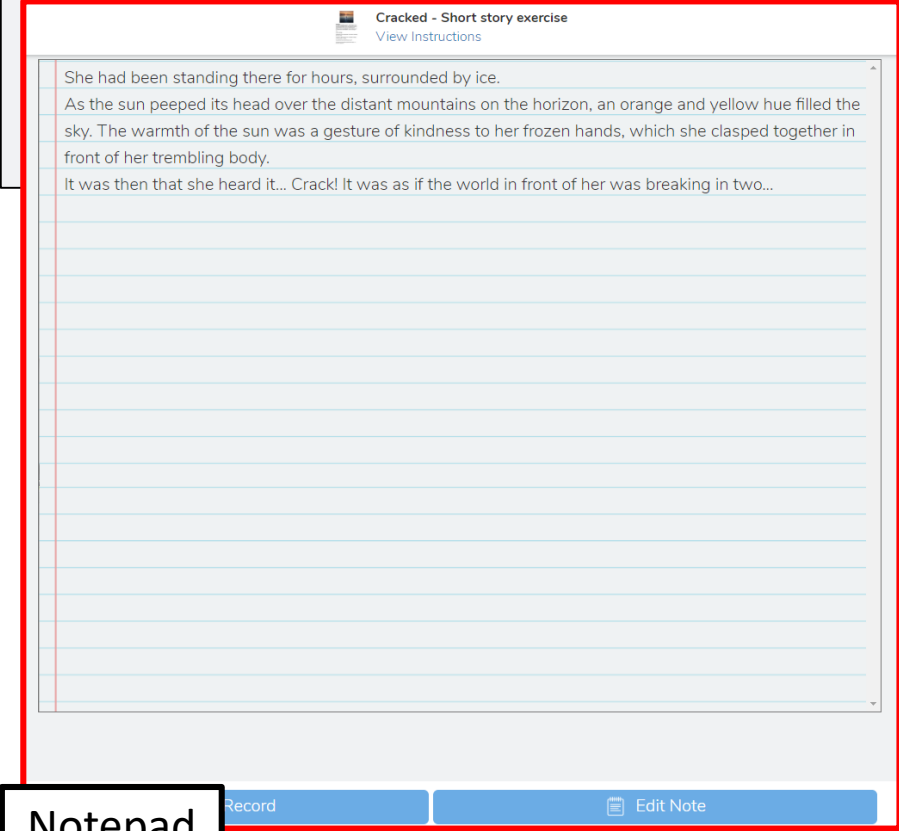
**Cracked - Short story exercise**  
Have a look at the picture.

Read the short story starter.

Using the pen tool, underline examples of Personification and Metaphor in the text.

Now that you have found examples. Continue the story to create your own short story. Try to come up with your own personification and metaphors to add description.

+ Add Response




Cracked - Short story exercise  
View Instructions

She had been standing there for hours, surrounded by ice.  
As the sun peeped its head over the distant mountains on the horizon, an orange and yellow hue filled the sky. The warmth of the sun was a gesture of kindness to her frozen hands, which she clasped together in front of her trembling body.  
It was then that she heard it... Crack! It was as if the world in front of her was breaking in two...

Record Edit Note

Notepad




Blank page




Squared paper

# Tools

**Text tool** children can add text to any picture by tapping/clicking



**Mic tool** children can record their answers verbally using their microphone

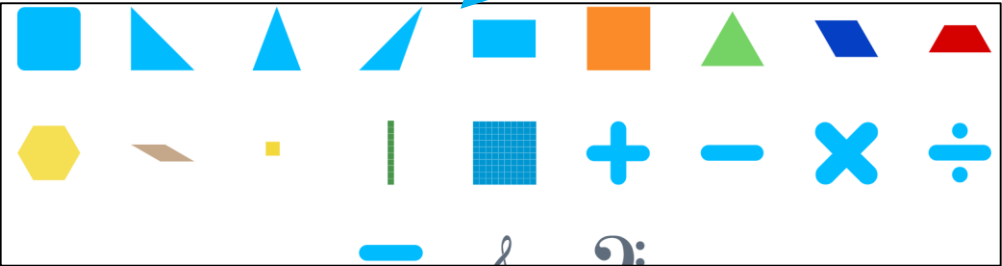
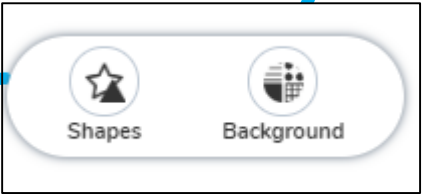


**Background** children can choose a lined page, maths squares, handwriting or coloured backgrounds.

**Shapes** children can choose a selection of different shape stamps depending on the activity.

**Camera tool** children can take pictures of written work completed on paper to support their answer

**Extra tools**





Children can tap/click the pens below to write, tick or circle answers directly onto the picture or document.

See the image below.

is being used as a noun or a verb.	<b>Word Class</b>
phones being used in cars.	Verb
the scale on the map.	



If your child needs a reminder of the task they can tap this button.

They will then receive this pop up.

English Warm Up - Noun vs Verb

**Vocabulary Ninja**  
Noun Vs. Verb

NINJA TIP: Nouns might have a determiner or adjective before it. Verbs usually might be preceded by a pronoun or it.

Target Word	Decide if the target word is being used as a noun or a verb.	Word Class
<b>outlaw</b>	They needed to outlaw phones being used in cars.	
<b>scale</b>	The children used the scale on the map.	
<b>battle</b>	I battle with fractions everyday at school.	
<b>grin</b>	The grin on his face could not be forgotten.	
<b>flower</b>	We waited patiently to watch it flower in the sun.	
<b>quiz</b>	We should all take part in the quiz tomorrow night.	

English Warm Up - Noun vs Verb

Looking at the sentences in the picture attached.

Decide if the target word in bold is being used as a noun or a verb.

Using the text tool to add the word Verb or Noun in the answer box.

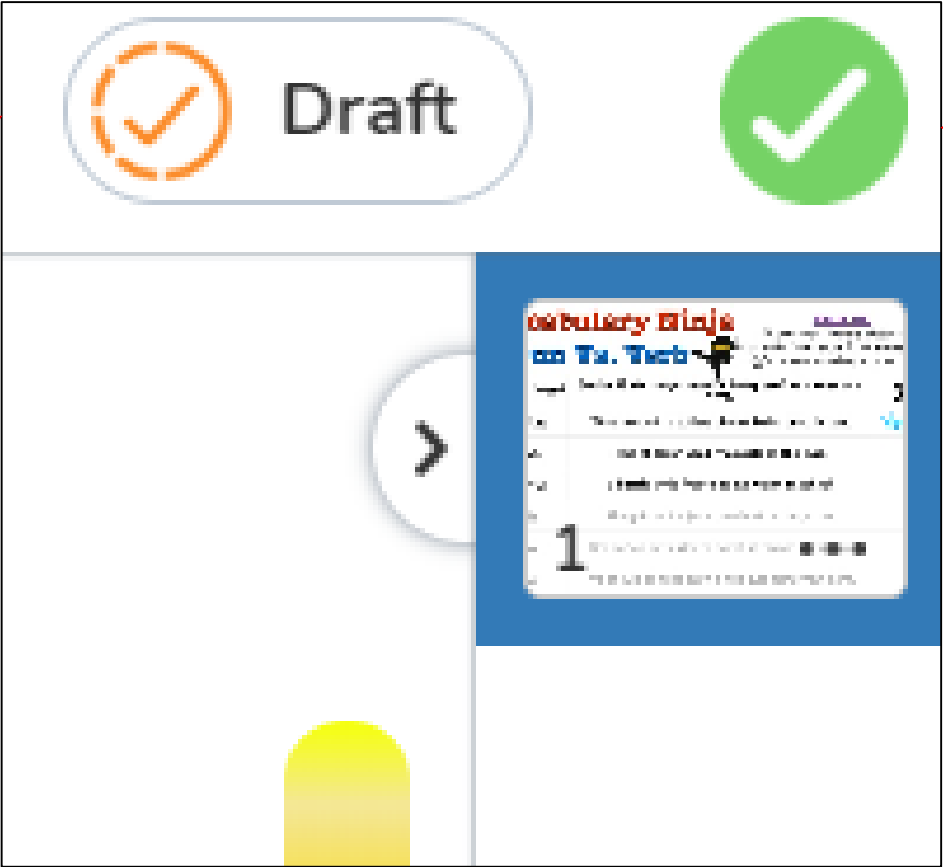
Assigned on Jun 9 at 02:02 PM

Assigned to 0 Students in Year 6 Home Learning

Template attached



If your child has not finished and would like to save their progress they tap/click this button



If your child is completely finished they tap/click the green tick. This will then submit the work to their teacher.