

## ART

### Week 1 - WB 1.6.20

This week we would like you to try an observational drawing of a flower.


Choose a flower from your garden, or look at a picture of a flower.

Look at the flower very carefully – this is called observing it.

Then use a writing pencil to draw exactly what you can see.



Here are some examples:-



Watch this clip to help you do an observational drawing.

<https://www.youtube.com/watch?v=p8oTvT6LN5w>

After your observational drawing you may want to try this method of drawing flowers – the clips teach you how to draw a daffodil and a tulip in easy steps.

<https://www.youtube.com/watch?v=A3FydEEiyFA>

<https://www.youtube.com/watch?v=zY1269CaCFk>


Please share your work on our Facebook or Twitter feeds, we would love to see it.

### Week 2 WB 8.6.20

#### ART - Claude Monet

This week we are looking at the Artist, Monet.

Claude Monet was a famous French painter whose work gave a name to the art movement Impressionism, which was concerned with capturing light and natural forms. Monet liked to work outdoors. He used strong colours and bold, short brushstrokes.



Here are some of Monet's famous paintings of water lilies.



We would like you to try painting a poppy field. Watch the link below to find out how.

If you don't have paints at home can you do a poppy picture using crayons, coloured pencils or chalks?



[https://www.google.com/search?q=video+-+how+to+paint+like+Monet+-+for+children&oq=video+-+how+to+paint+like+Monet+-+for+children&aqs=chrome..69i57.11445j0j8&sourceid=chrome&ie=UTF-8#kpvlabx=\\_nGepXrz6KpKugQa854v4AQ51](https://www.google.com/search?q=video+-+how+to+paint+like+Monet+-+for+children&oq=video+-+how+to+paint+like+Monet+-+for+children&aqs=chrome..69i57.11445j0j8&sourceid=chrome&ie=UTF-8#kpvlabx=_nGepXrz6KpKugQa854v4AQ51)

Remember to share your work on our Facebook and Twitter feeds.

## TRANSIENT ART

### Week 3 - WB 15.6.20


**Transient art** is a non-permanent, constantly evolving process orientated creativity in action. When children work on **transient art** projects they manipulate, explore and experiment as they work individually or collaboratively, on either large- or small- scale artworks. Transient art is anything creative or imaginative that doesn't stay put in one place for long. It is not a specific process, technique or methodology, like mark-making, textiles or printing, and it doesn't have origins in a specific period of time. However, it is a wonderfully cheap and easy way to provide children with a rich and stimulating creative experience.

We would like you to make a flower, or flowers, using transient art. You can use things you find outside like twigs, leaves, pebbles. Or you can use things you find in your house like pens, beads, buttons, cotton buds.

Don't forget to take a photo when you have finished, and then tidy up.

Please share your photos on our Facebook and Twitter feed, we would love to see them.





Here are some ideas for other pictures you may want to make using transient art.

<https://www.youtube.com/watch?v=j6VImUwztds>

## ART - VINCENT Van GOGH

### [Week 4 WB 22.6.20](#)

**Van Gogh** was known to be an artist who lived a majority of his life in solitude. He was known to transmute vibrant colours and **great** detailing of his everyday observations onto the canvas. The poor artist died with little money and during his lifetime, he managed to sell only one **painting**. **Van Gogh** was known for his thick application of **paint** on canvas, called impasto. An Italian word for “paste” or “mixture”, impasto is used to describe a **painting** technique where **paint** (usually oil) is laid on so thickly that the texture of brush strokes or palette knife are clearly visible. After Van Gogh died his paintings sold for millions.





Can you make your own drawing of Van Gogh's Sunflowers?

Use crayons, pastels, paints or chalks.

Use this link to help <https://www.youtube.com/watch?v=eYQDHgApivA>



We love to see your work, please upload photos of it to our Facebook and Twitter feeds.

## ART PAPER FLOWERS

### [Week 5 WB 29.6.20](#)



There are many different ways to make paper flowers. This week we would like you to make paper flowers and have given you lots of ideas below, you can think of your own ideas too if you would like to, or use Google to find some more.


You may be limited by the materials you have in your house - if you don't have coloured card can you cut up a box, or use paper? Paint it or crayon it to get the colour you want for your flowers.

If you don't have lolly sticks or pipe cleaners for stalks cut up a box and colour the stalks green.



Here is the link to make this flower:

[https://www.youtube.com/watch?v=Dy84r\\_GBJM](https://www.youtube.com/watch?v=Dy84r_GBJM)



This one is a little trickier:

<https://www.youtube.com/watch?v=xxVyO-MsKel>



## ART MANDELA FLOWERS

[Week 6 WB 6.7.20](#)




Mandala dot art is a technique using different size dots to make a picture or pattern.

Your paint needs to be quite thick.

You can use various items in your house to make the dots – cotton buds, the end of a pen or pencil, a small round container.

Watch the link below to see how to make your flowers:









<https://www.youtube.com/watch?v=A3st51yrXY>




You could even use your fingers or cotton buds to make dots!

Here are some pattern ideas for your flowers. If you have access to a printer you can print these ones out on the following pages and dot them or colour them in.








[www.thefairybook.com](http://www.thefairybook.com) | 81850027

## ART FLOWER PHOTOGRAPHY

### Week 7 - WB 13.7.20



When you are in your garden, or out for a walk, can you take some photographs of the flowers you see. Ask your parents if you can borrow their phone (be very careful with it) and get them to show you how to take a photograph.

Maybe you can make a pic collage of all of the flowers you photographed.

Remember to share your photographs or pic collages to our Facebook and Twitter feeds.

