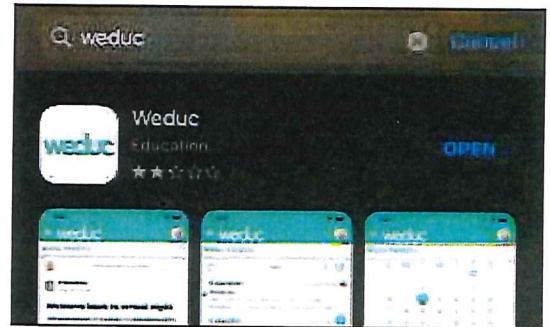


Guide to Using Weduc (Our Communication App)

1. Download the Weduc app from the App Store or Google Play Store.



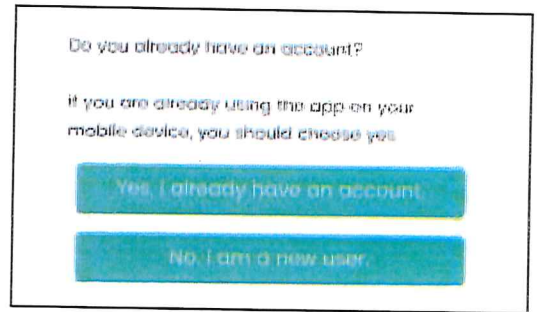
2. Open the app and tap on the option 'I've got an enrolment code'.



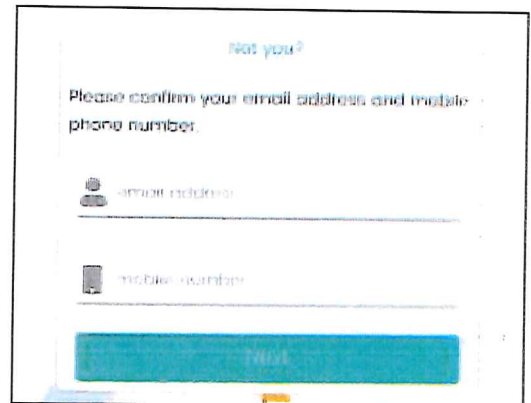
3. Enter your 12-digit code which you will have received via a letter/email/text. Please include the dashes in the code.



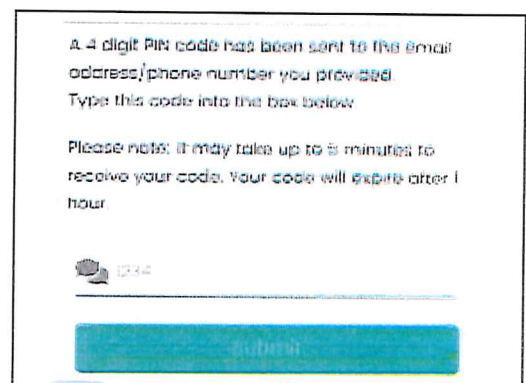
4. Tap on the option 'No, I am a new user'.



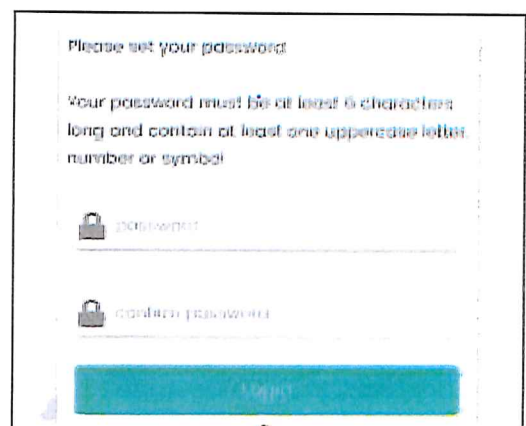
5. Enter your email address and mobile number (not your home number).



6. You will receive a 4-digit code via text message or email. Please enter this in the box below.



7. Create a strong password. The password must be 6 characters long and include at least one uppercase letter, number or symbol.



8. You will then be sent to the dashboard of Weduc, to check this has worked tap on the three lines in the top left corner then tap on 'Parent Portal'. Here you will see information and a photo of your child/children.



